

FEMALE SIZING FORM

Email completed form to customerservice@gharmorsystems.com or fax to (866) 920-5941



READY IS THE ONLY OPTION.

DATE: _____ REQ. SHIP DATE: _____

PO#: _____ QUOTE #: _____

BILL-TO INFORMATION

NAME: _____

ADDRESS: _____

CITY: _____ STATE: _____ ZIP: _____

PHONE: _____ EMAIL: _____

SHIP-TO INFORMATION (IF OTHER THAN BILL-TO)

DEPT. / AGENCY: _____

ATTN TO: _____

ADDRESS: _____

CITY: _____ STATE: _____ ZIP: _____

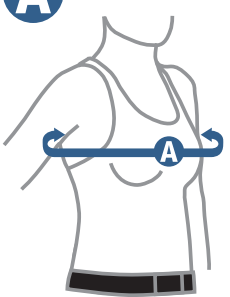
SIZING INFORMATION

OFFICER NAME: _____ HEIGHT: _____ WEIGHT: _____ CUP SIZE: _____

AGENCY: _____ BADGE #: _____ SIZED BY: _____

MEASURE OFFICER IN FULL UNIFORM AND DUTY BELT. USE CLOTH MEASURING TAPE. COMPLETE ALL FIELDS. MEASURE TO THE NEAREST INCH. ROUND UP (LONGER) ON WAIST/CHEST. ROUND DOWN (SHORTER) ON LENGTHS.

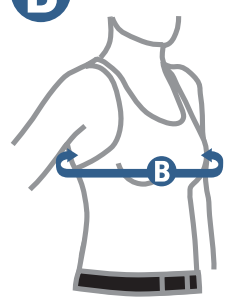
A BAND MEASUREMENT



Measure circumference of upper chest, under the armpit. Tape should be level around entire chest. Round up to nearest inch.

_____ in.

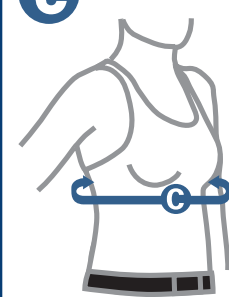
B BUST MEASUREMENT



Measure bust circumference at widest point. Tape should be level around entire bust. Round up to nearest inch.

_____ in.

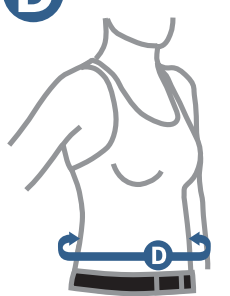
C UNDER BUST MEASUREMENT



Measure torso circumference at widest point under bust. Tape should be level around entire torso. Round up to nearest inch.

_____ in.

D WAIST MEASUREMENT



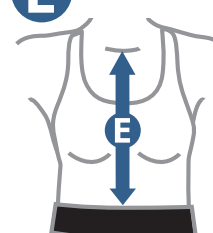
Measure circumference at widest point of abdomen. Tape should be level around entire torso. Round up to nearest inch.

_____ in.

Waist measurements are used to determine front and pack panel widths. Reference Overlap Calculation Chart and select desired overlap.

Overlap Calculation Chart	— Butt Fit
	— 1" Overlap
	— 2" Overlap

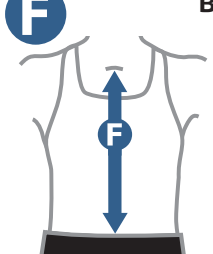
E FRONT SEATED MEASUREMENT



Measure length from clavicle notch down to top of duty belt, while seated. Officer should be at a relaxed, 90° position. Tape should lie unassisted against officer's body. Do not follow contour of body. Subtract 1" from measurement. Round down to nearest inch.

FRONT _____ - 1" = _____ in.

F BACK STANDING MEASUREMENT



Measure length from nape (back neck bone) down to top of duty belt, while standing. Multiply measurement by .80. Round down to nearest inch. Front/back measurements should be no more than 2" apart.

BACK _____ x .80 = _____ in.